

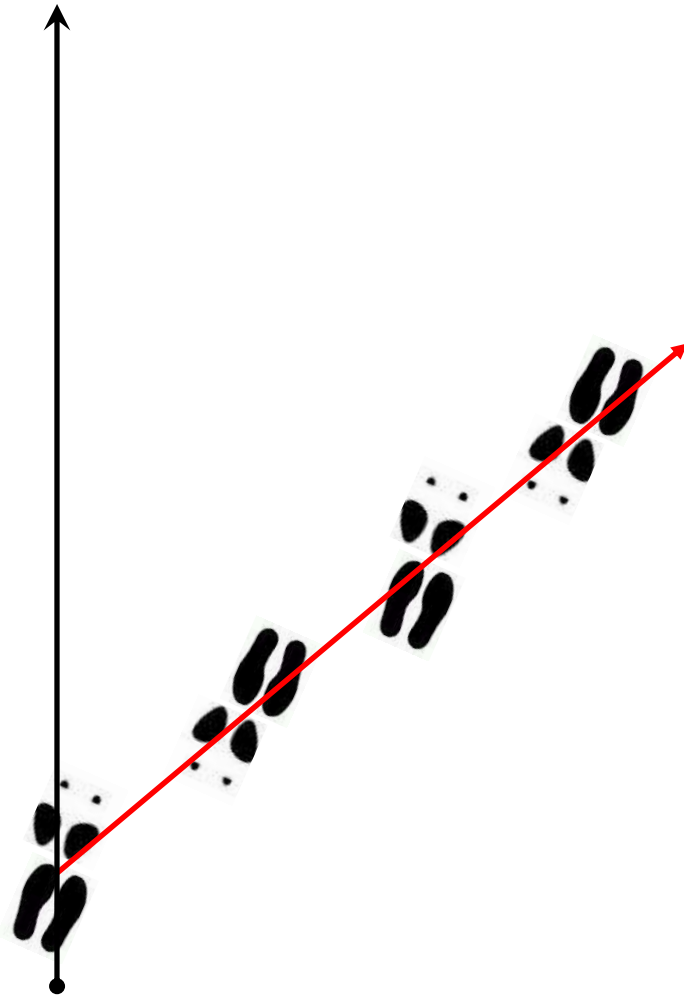
Wiener Walzer – Viennese Waltz

Ausführung der Basis-Drehungen
und mehr

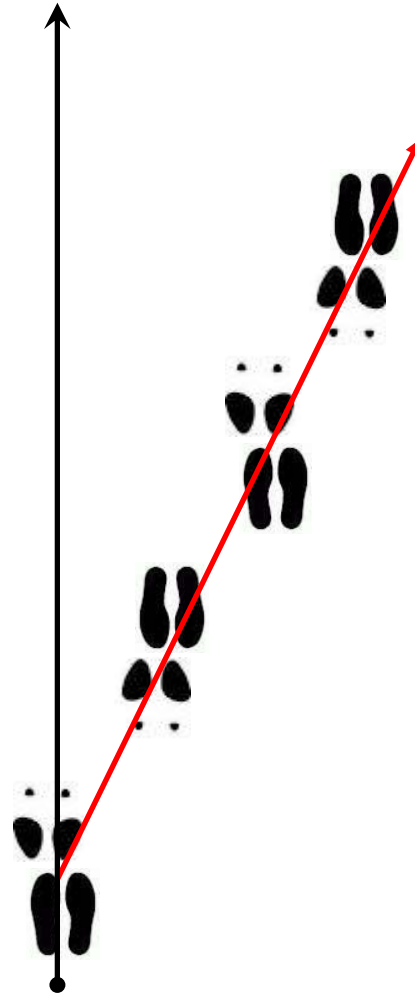
Execution of the basic turns
and more

Startposition Rechtsdrehungen im WW – Starting Position Natural Turns in VW


~~Start DLW~~



~~Start LOD~~



Start DLC



Couple moves the wrong direction – Paar bewegt sich in die falsche Richtung

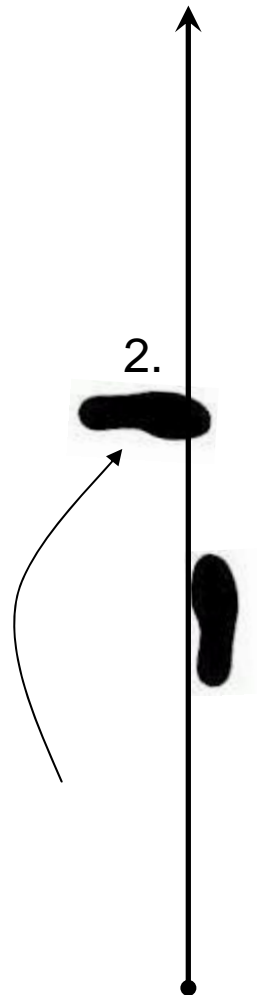

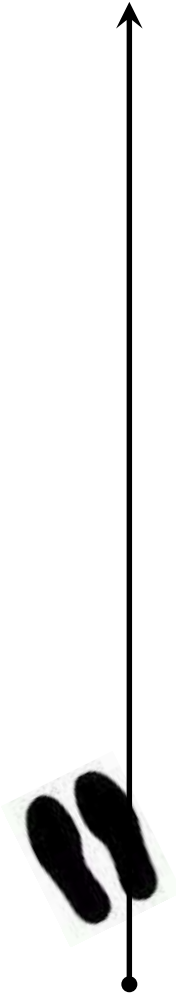
180° Rechtsdrehung (Rechts vorwärts begonnen) – Natural Turn (starting with RF fwd)

Start DLC

Fwd R twd LOD
amount of turn 1/8

L fwd and sd twd LOD
amount of turn 1/8
between 1. + 2.

Cl R to L
amount of turn 1/8
between 2. + 3.



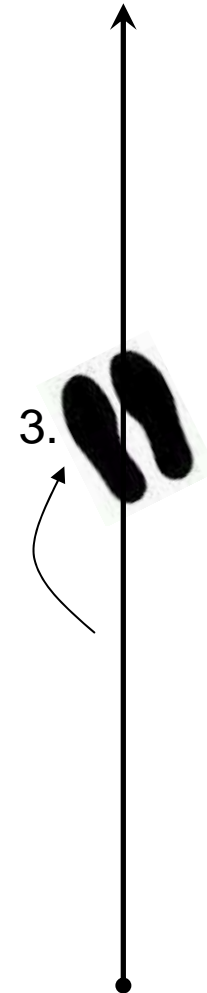
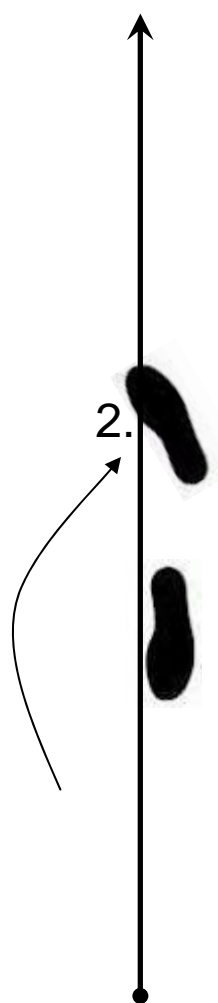

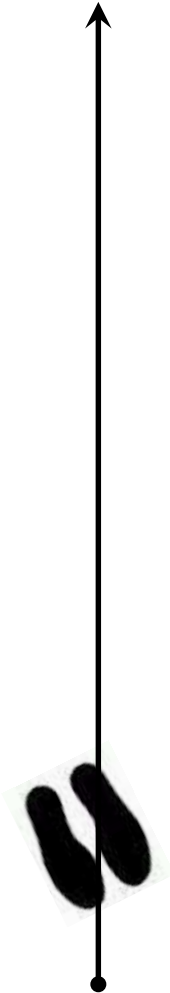
180° Rechtsdrehung (Links rückwärts begonnen) - Natural Turn (starting with LF bwd)

Start DRW

Bk L twd LOD
amount of turn 1/8

R sd twd LOD
amount of turn 3/8
body turns less

Cl L to R
amount of turn „no“
body completes turn


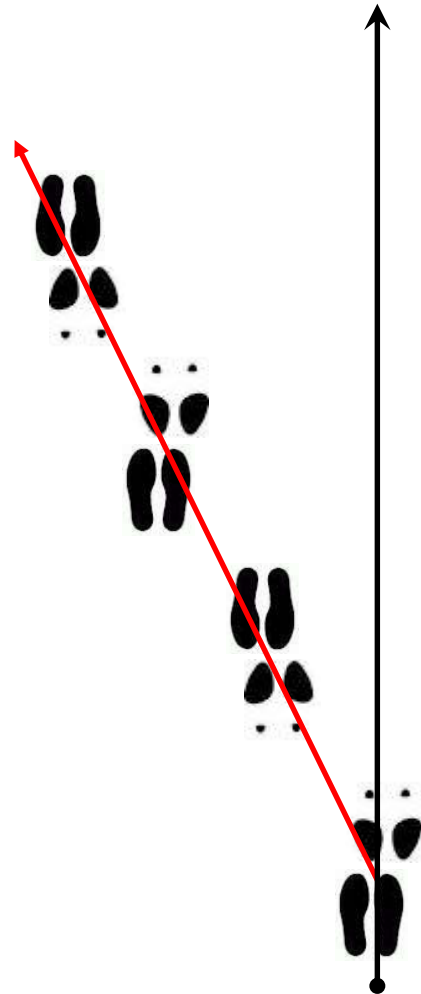
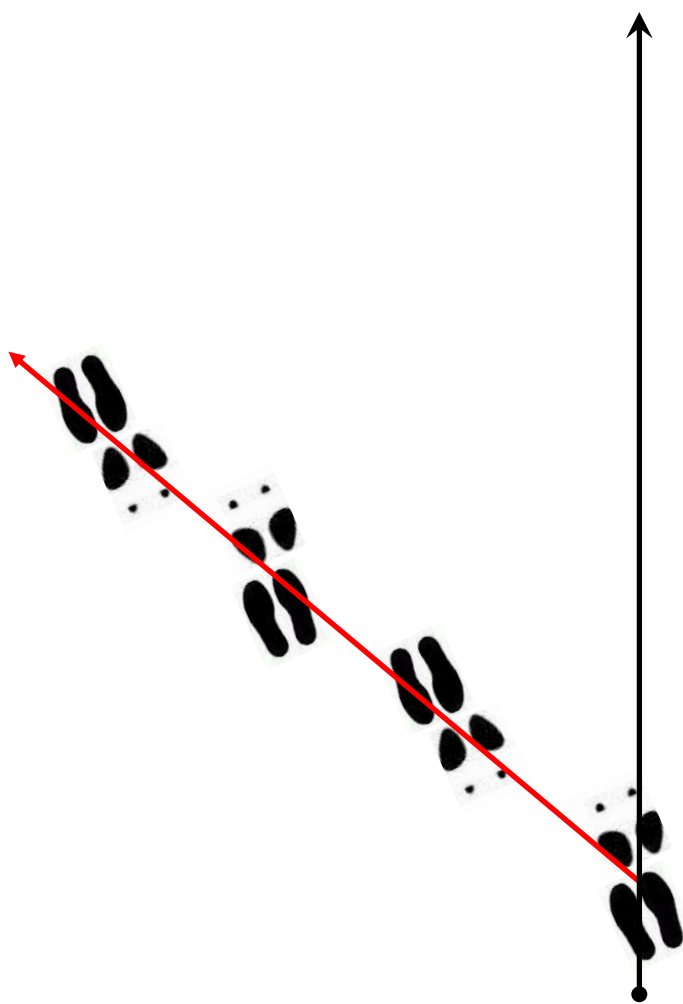


Startposition Linksdrehungen im WW – Starting Position Reverse Turns in VW

~~Start DLC~~

~~Start LOD~~

Start DLW



Couple moves the wrong direction – Paar bewegt sich in die falsche Richtung


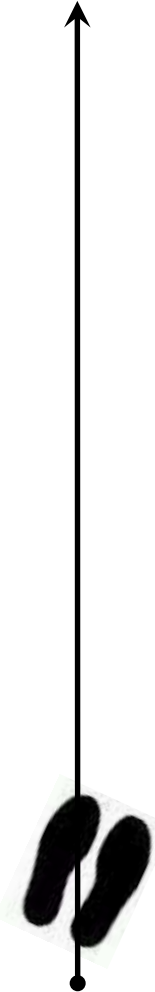
180° Linkssdrehung (Links vorwärts begonnen) - Reverse Turn (starting with LF fwd)

Start DLW

Fwd L twd LOD
amount of turn 1/8

R fwd and sd twd LOD
amount of turn 1/4
between 1. + 2.

XLIF to R
amount of turn 1/8
between 2. + 3.



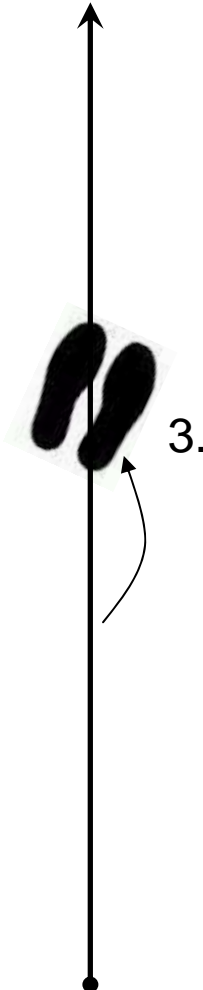


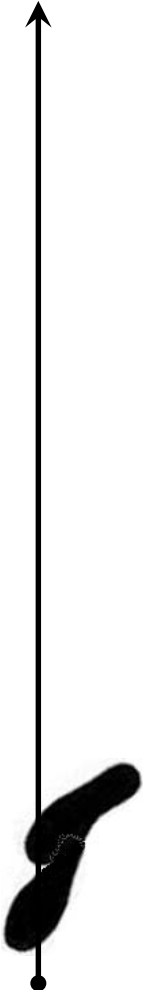
180° Linksdrehung (Rechts rückwärts begonnen) - Reverse Turn (starting with RF bwd)

Start DRC

Bk R twd LOD
amount of turn 1/8

L sd twd LOD
amount of turn 3/8
body turns less

Cl R to L
amount of turn „no“
body completes turn



Clinic Vorbereitungen – Clinic Preparation

Übungsmusik instrumental - Practice music instrumental

Dreams Waltz (winamp -12%) Download Casa Musica oder CD, Prandi Sound, Dance Super Stars Vol. 4
Charade (winamp -12%) CD, Casa Musica Presents, The Best of Ballroom Music Vol. 18
Tulips From Amsterdam (winamp -7%) CD, Casa Musica Presents, The Best of Ballroom Music Vol. 12

Theoretische Grundlagen – Theoretical background:

Rechtsdrehungen wandern nach außen – Damit das Paar sich entlang LOD bewegt, starten Rechtsdrehungen im WW DLC. Natural Turns travel to the outside – In order to move along LOD as a couple Natural Turns start DLC.

A. CP DLC Trail Feet Free Wait 2;; Sway R & L;;
4 Nat Turns;;;;

B. CP DLC Trail Feet Free Wait 2;; Sway R & L;;
4 Nat Turns;;;; 1 Nat Turn; Back Closed Change Twice;; 1 Nat Turn;

Alternativ:

B1. CP DLC Trail Feet Free Wait 2;; Sway R & L;;
4 Nat Turns;;;; Fwd Closed Change Twice;; 2 Nat Turns;;

Clinic Vorbereitungen – Clinic Preparation

Theoretische Grundlagen – Theoretical Background:

Linksdrehungen wandern nach innen – Damit das Paar sich entlang LOD bewegt, starten Linksdrehungen im WW DLW. Reverse Turns travel to the inside – In order to move along LOD as a couple Reverse Turns start DLW.

C. OP FCG DLW Lead Feet Free Apart & Point; Tog & Tch to CP;
4 Rev Turns;;;

D. OP FCG DLW Lead Feet Free Apart & Point; Tog & Tch to CP;
4 Rev Turns;;; 1 Rev Turn; Back Closed Change Twice;; 1 Rev Turn;

Alternativ:

D1. OP FCG DLW Lead Feet Free Apart & Point; Tog & Tch to CP;
4 Rev Turns;;; Fwd Closed Change Twice;; 2 Rev Turns;;

Clinic Vorbereitungen – Clinic Preparation

E. OP FCG DLW Lead Feet Free

Apart & Point; Tog & Tch to CP;
4 Rev Turns;;;;
Fwd & Point; Back & Point; 1 Rev Turn; Back Closed Chg;
4 Nat Turns;;;;
Back & Point; Fwd & Point; 1 Nat Turn; Fwd Closed Chg;

Achtung: 1. In diesem Modul starten die „Nat Trns“ zum ersten Mal Rückwärts für den Herrn mit dem Lead Foot!
Attention: 1. Here for the first time „Nat Trns“ start backwards with Lead Foot!
2. Nur jeweils ein „Closed Change“!
2. Only one „Cls Chng“!

F. OP FCG DLW Lead Feet Free

Apart & Point; Tog & Tch;
4 Rev Turns;;;;
Fwd Hesitation; Back Trng Box; 4 Times;; ; ; DLW

G. OP FCG DLW Lead Feet Free

Apart & Point; Tog & Tch;
4 Rev Turns;;;;
Fwd Hesitation; Back Trng Box; 4 Times;; ; ; DLC
2 Left Turns to BFLY;; Balance L & R;;
Canter Twirl;; Rev Canter Twirl to PU;; DLW

Moderne Musik: Wiener Walzer – Modern Music: Viennese Waltz

Alec Medina: Believe In Three Hazelnuts
Alec Medina: February Song
Alma Nieto & Alex Brouwers: Music Is The Key
Alma Nieto: Das Spiel
Alma Nieto: Don't Make Me Over
Anja Lerch: Nomansland
Annett Louisan: Das Spiel
Annett Louisan: Was haben wir gesucht
Babs: Chanson D'Enfance (from 'Aspects Of Love')
Bon Jovi: Bed of roses
Boyz II Men: End Of The Road
Chantal Hartmann: Breakaway
Claudia Streza: I Have Nothing
Edward Reekers: Na Na Na
Enya: Caribbean Blue
F.A. Phifer: Breathe Easy
Hollywood Movie Strings, Theme From 'Harry Potter'
Hollywood Movie Strings: La Valse d'Amélie

Joe Bourne: At The Canals Of Amsterdam
John Marshall: Delilah
Jolina: Le Festin (From 'Ratatouille')
Keira Sheridan: Love Scenes
Kirsty Valentine: In God's Hands
Laith Al-Deen: Federleicht
Madonna: Hey You
Mandy Winter: Julian
Marit Larsen: Under The Surface
Mecano: Hijo De La Luna
Moryson: Fallin'
Natasha: Femininity (from 'Holiday On Ice')
Nelly Furtado: In God's Hands
Rebecca Beale: A Donde Voy
Robbie Williams: You Know Me
Sam Brown: Mindworks
The Corrs: Runaway
Toad The Wet Sprocket: Walk On The Ocean
William Jansen: Mal Des Amores

Moderne Choreographie – Modern Choreography

WDSF:

Lehrbuch - Textbook: VIENNESE WALTZ

IDSF ACADEMY:

DVD: VIENNESE WALTZ SYLLABUS

REVOLUTIONÄRE NEUERUNG IM WIENER WALZER!

NEW ENHANCEMENTS IN VIENNESE WALTZ!

von Luca Bussoletti & Tjaša Vulič

- Allgemeine Erklärungen
- Körperbewegungen
- Basis-Figurenkatalog
- Offene Choreographie - Erweiterter Figurenkatalog (Level 1/Level 2/Level 3)
- Anmerkungen / Danksagungen

Dieses Buch ist eine Anleitung zur Entwicklung von Choreographien für den Wiener Walzer, der bisher mehr oder weniger "stiefmütterlich" behandelt wurde.
Alle Figuren wurden sorgfältig ausgewählt mit dem Hauptkriterium, die Charakteristik und Schönheit dieses historischen Tanzes zu erhalten.

45 Seiten / in englischer Sprache



by Luca Bussoletti & Tjaša Vulič

- General Notes
- Body Actions
- Basic Syllabus
- Open Choreography Syllabus (Level 1/Level 2/Level 3)
- Bibliography / Acknowledgements

This book is intended as a guide in development of choreography in Viennese Waltz which, up to now, has been left more or less untouched.
All the figures were chosen with criteria of maintaining the character and beauty of this historical dance.

45 pages / english language

INTRODUCTION

HISTORY **MUSIC AND RHYTHM**

SYLLABUS FIGURES

- 1 Change Step from Natural to Reverse
- 2 Change Step from Reverse to Natural
- 3 Natural Turn
- 4 Reverse Turn

ADVANCED COMPETITIVE FIGURES

- 1 Natural Fleckerl
- 2 Reverse Fleckerl
- 3 Contra Check
- 4 Left Whisk
- 5 Off Beat Spin – Natural
- 6 Off Beat Spin – Reverse

DEVELOPING THE SWING AND TURN

FIGHTING COMMON FAULTS

DEMONSTRATION

Viennese Waltz
IDSF Academy **02** Syllabus

Casa Musica, Art.Nr. 1803 - 42,95 €

Casa Musica, Art.Nr. 1864 - 29,95 €